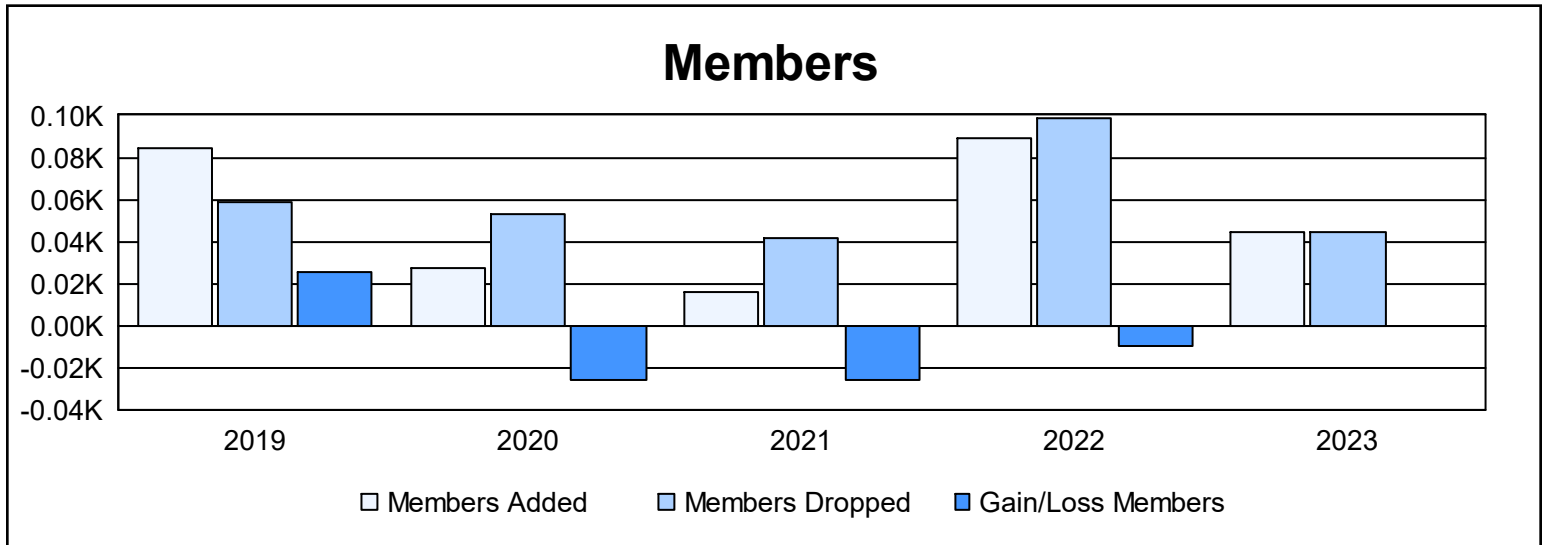
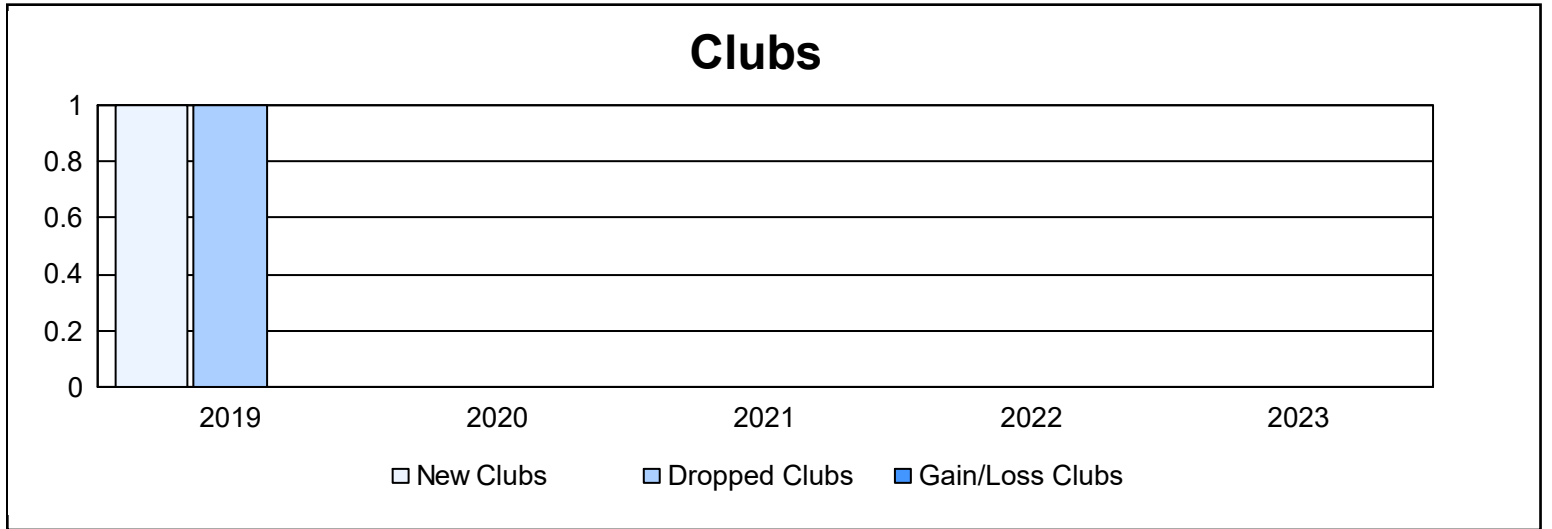
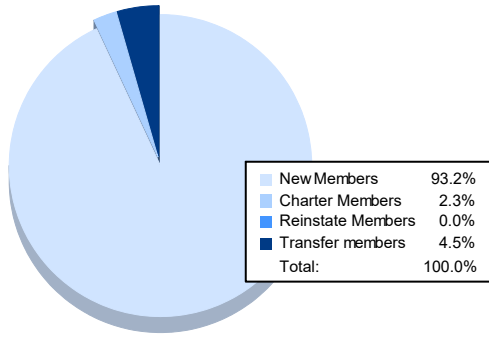


Year	New Clubs	Dropped Clubs	Gain/ Loss Clubs	New Members	Charter Members	Reinstate Members	Transfer Members	Total Member Added	Total Members Dropped	Gain/ Loss Members
2018-2019	1	1	0	58	25	1	0	84	59	25
2019-2020	0	0	0	26	0	1	0	27	53	-26
2020-2021	0	0	0	15	0	1	0	16	42	-26
2021-2022	0	0	0	32	0	56	1	89	99	-10
2022-2023	0	0	0	41	1	0	2	44	44	0
<b>Average</b>	<b>0</b>	<b>0</b>	<b>0</b>	<b>34</b>	<b>5</b>	<b>12</b>	<b>1</b>	<b>52</b>	<b>59</b>	<b>-7</b>



### Membership Composition June 2023 Cumulative



### Gender Composition June 2023 Cumulative

